

**HIGH  
PERFORMANCE  
CUTTING  
SOLUTION**

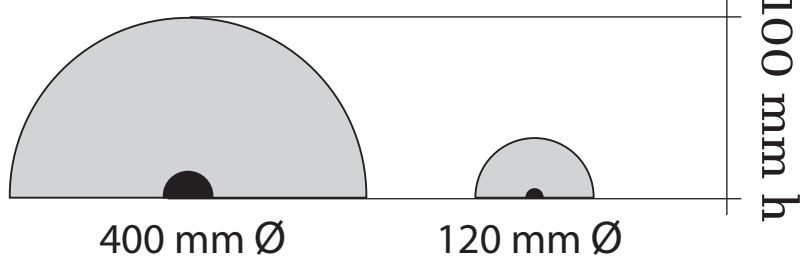
**UPS  
3200 A.HV**



**INDUSTRIAL HEAVY DUTY  
SOLUTION FOR FURNITURE FACTORY**

PANEL SAW


# UPS 3200A.HV



**415 mm WIDTH SLIDER**



**45° Tilt**



**4000/6000  
RPM**



**5.5/0.75 kw**

## UPS 3200A.HV

UMABOY specifically built this Machine to conduct woodcutting with precision and attention to quality. This may work well for cutting solid wood. MDF board, laminated board, plywood, and particle board.

Aluminum alloy that has been utilized in sliding guide panel with first rate power for heavy and hard work. This machines include a Sliding desk of high-power material, making it not likely to bend easily.

### Salient Features

- ▶ Burr free cutting & right angle cutting
- ▶ Smart and heavy duty structure.
- ▶ Can tilt 45° for degree cutting
- ▶ Extra support for wood sheet and high accurate cutting.
- ▶ High precision and long life sliding table for work.
- ▶ Motorized system for up and down movement of saw unit.

### Technical Specification

Model	UPS 3200A.HV
Dimension Of Sliding Table	3200 x 415 mm
Gross Cut Capacity	3200 mm
Width Of Cut Between Saw Blade And Rip Fence	1220 mm
Saw Blade Diameter	400 mm (250-400)
Height Of Cut	125 mm
Height Of Cut (in 45°)	65 mm
Speed Of Main Saw Spindle	4000/6000 RPM
Spindle Diameter	30 mm
Tilting Saw Blade	0-45°
Main Motor	7.5 HP
Scoring Saw Blade Diameter	120 mm
Speed Of Scoring Saw Blade	8000 r/min
Scoring Spindle Diameter	20 mm
Scoring Motor	1 HP
Overall Dimensions	3860 x 3400 x 1400 mm
Rip Fence Movement	Manual
45° Degree Tilt	Motorized
Cutter Up Down Movement	Motorized

# Product Overview



## SCORING SAW UNIT

- ▶ Panel cutting with High precision and accuracy
- ▶ Main saw RPM - 4000/6000
- ▶ Scoring saw RPM - 8000
- ▶ Noise less standardized motor.
- ▶ Easy up-down of main saw and scoring saw.
- ▶ Left & Right movement of scoring saw
- ▶ Scoring saw blades rotate in the opposite direction to the main saw.



## CROSS CUT FENCE

- ▶ Equipped with locking stopper for fixing free cutting.
- ▶ 79" Alluminium single stroke fence.
- ▶ Equipped with enhance glass for better visibility on measurement.




## THE RIP FENCE

- ▶ For easy operation, smooth running with precise measurement cutting.
- ▶ In 3200A.hv model rip fence operating with manually cutting capacity 1220 mm.



## SLIDING TABLE

- ▶ Extremely smooth running and multi chamber system with linear steel bar bearing for high life.
- ▶ The operator can easily operate large piece of material through the blade without needing multiple assistants.
- ▶ The sliding table system typically incorporates locking mechanism that ensure the material stays in place while cutting, preventing unexpected movement.
- ▶ The sliding table increases the cutting capacity of the saw.



## ANGLE FENCE

- ▶ Accurate angle adjustments, efficient operation and calibration are all made possible by the precise meter.
- ▶ Helping to cut any type of angle.




## THE RIP FENCE

- ▶ For easy operation, smooth running with precise measurement cutting.
- ▶ In 3200A model rip fence operating with manually cutting capacity 1220 mm.



## DUST COLLECTION HOOD

- ▶ Dust collection device has effective suction to accumulate all particle.
- ▶ It makes keep away from distraction from wooden Particles which created whilst running machine



## PNEUMATIC CLAMP ( OPTIONAL )

- ▶ The fence can be attached to the sliding table without the use of tools.
- ▶ The end stop provides you with the exact 90° position.
- ▶ The large crosscut fence stops are constructed in such a way that a small tongue on the stop fits perfectly into a groove on the fence.

## Inclusion

Tool Kit

## Exclusion

Saw blade  
Dust Collector  
Dust Collector Hose Pipe



WOODWORKING MACHINERY  
MANUFACTURING

We would love to  
hear from you!

**CONTACT US**

**HEADQUARTER**

3/c. shiv estate, opp. radhika society,  
near baroda expressway, NH-8,  
Ahmedabad - 382 445

**CONTACT NUMBER**

+91-99255 19009

+91-96620 29892