


**UEB**  
**860 PCGD**

# SEAMLESS EDGE BANDING SOLUTION

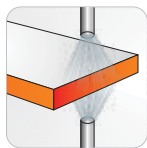


## SMART SOLUTION FOR ENHANCE QUALITY

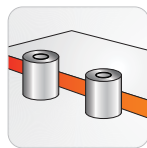
AUTOMATIVE EDGE BANDING MACHINE

HIGH SPEED AUTOMATIC EDGEBANDER

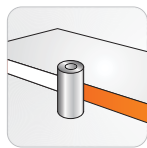
# UEB 860 PCGD



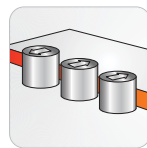
Liquid Spraying



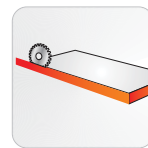
Pre Milling



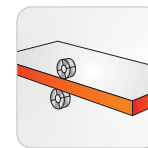
Glue Unit



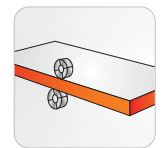
Pressure Roller Group



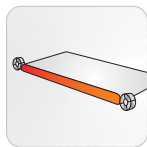
End Cutting



Fine top/bottom Trimming



Fine top/bottom Trimming 2



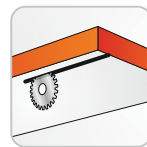
Corner Rounding



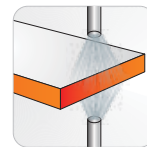
PVC Scrapping



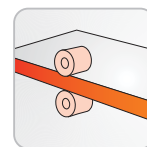
Glue Scrapping



Grooving Unit



Liquid Spraying



Buffing Unit

## UEB 860 PCGD

The machine can be performing with many different Edgebands such as PVC, ABS, veneer and acrylic. On different types of boards such as plywood, chipboard, MDF/HDF..

### Salient Features

- ▶ High end machining performance **High speed processing** with user friendly and trouble free operation.
- ▶ Smart Touch PLC System integrated with encoder controlled every functions of the machines which gives accurate functioning
- ▶ **Motorised up-down** of conveyor belt
- ▶ Equipped with **Diamond pre milling Cutter**
- ▶ Teflon coated glue pot easy for cleaning 2.5 capacity of EVA glue
- ▶ **Safety air tank** for constant supply of air to machine
- ▶ Acrylic Strip can be perform without changing the setting of top & bottom unit.
- ▶ For flat top&bottom trimming of acrylic can be perform without changing setting with rough top/bottom unit
- ▶ Grooving station is value added function

# UEB 860 PCGD



## Technical Specification

Model	UEB 860 PCGD
Electric Level	415-220/50 hz
Edge material thickness	0.4-3 mm
Panel thickness	10-60 mm
Minimum width of the panel	50 mm
Minimum length of the panel	120 mm
Conveyer speed	14 / 18 / 22 m/min
Conveyer thickness adjustment	Electric
Conveyer up / down	0.18 kw
Total Electric Power	20 kw
Total Air Pressure	6-8 bars
Pre-milling motor power	2x2.2 kw
End cutting unit power	2x0.75 kw
Top\bottom fine-trimming unit power	2x0.75 kw
Top\bottom fine-trimming unit power	2x0.75 kw
Corner rounding unit power	2x0.37 kw
Grooving Unit Motor power	3 kw
Max Depth of Grooving	12 + 9 mm blade
Buffing Unit power	2x0.37 kw
Overall size (l x H x W)	7300 x 1600 x 1050

## Quality Control

- ▶ Advanced measuring equipment and a strict quality control system ensure that machines and parts are inspected and certified to a very high standard..
- ▶ All machines are provided with a quality certificate signed by a QC expert..

## Conveyer

- ▶ The long straight Cast iron conveyer gives the perfect and straight movement of panel through out the length of the machine gives no vibration.
- ▶ 1 set of guide roller bar with compact rollers help to support the large workpiece in the process, which avoids the impact caused by the imbalance of the large workpiece..
- ▶ A thick steel support plate with high rigidity and stability prevents deformation and provides additional stability in strip work..

## Machine Body

- ▶ The body of the heavy machine is welded with thick laser-cut steel plates, then pre-machined with a CNC machine for metalwork, which improves stability and strength, reduces vibration in the process..
- ▶ The frame body undergoes heat treatment and vibration treatment to ensure a lifetime without deformation.
- ▶ After sandblasting and painting, state-of-the-art CNC metalworking machines are used to machine the frame and components to ensure perfect quality and detail..

## Dust Collection system

- ▶ Dust collecting system is only available in Top-bottom fine trimming and premilling unit.
- ▶ ensure the proper dust collecting from premilling and top/bottom trimming units.

## Safety Device

- ▶ **Panel Interval feeding detection system**  
For maximum edge banding performance, keep the blanks at the correct distance.
- ▶ **Emergency Stop**  
If you need to prevent the machine right away push the emergency button.
- ▶ **Automatic alarm system for air pressure.**  
when the pressure of air reduced while machine working machine will give the alarm on the screen and will prevent damage of panel and accident of machines.

## Electric Components

- ▶ Input voltage, 3-415v, 50Hz ( standard ), frequency converter with motor braking function;
- ▶ Phase sequence protector
- ▶ All electrical components of the facilities comply with national standards.

## Professional Assemblyline

SHREE UMIYA F-TECH MACHINES follows SOP and creates professional assembly lines. experienced technicians do all the assembly, which ensures the standardization and performance of the machine.



# Units Overview



## LIQUID SPRAYING

- ▶ Spraying anti adhesive liquid on panel before Pre milling unit give the perfect finishing
- ▶ Equipped with PLC controlled pneumatic flow.
- ▶ This process cleans the entire treated area to well functioned.




## PRE MILLING UNIT

- ▶ An automatic length sensor switch is installed, which allows accurate determination of panel length and processing of the entire panel..
- ▶ corrects the panel's surface using premium auto-set High RPM Spindle frequency motors ( revolves both counter-clockwise and clockwise to provide a precise, chip-free finish.
- ▶ Equipped with a 2 x 2.2 KW spindle motor-powered, 12000 RPM diamond cutter head.



## GLUING SECTION

- ▶ Dip the hot melt glue onto the panel, feed the edge to be glued onto the workpiece, cut the edgebanding coils to length automatically and gluing the applied edge firmly onto the panel.
- ▶ Teflon coated gluepot to keep glue from adhering to the pot's surface. It works wonders for clearing away burnt glue. gluepot with a 2 kilogram capacity and a 1.5 kw plate heating.
- ▶ Having a nurling roller with a 500 watt heating element ensures that the panel's edges are well adhered to.



## PRESSURE ROLLER GROUP

- ▶ A pressure roller group consists of 4 pres. roller. The first pres. roller dia. is 150 mm and the remaining 3 pres. roller dia. are 100 mm.
- ▶ All 4 pressure roller pneumatically operated. pressure can be adjustable by pneumatic pressure nobe. function of pneumatic cylinder operated by PLC
- ▶ On the glue table, all pressure roller are mounted 1° tilted to each other side . This ensures that the glue is evenly and firmly distributed in the centre of the panel. It also prevents access overflow of glue on the panel surface.



## END CUTTING

- ▶ Make additional cuts on the last edges of the panel. Equipped with high frequency motors with a power of 2 x 0.75 kw and 12,000 rpm.
- ▶ This can be cut straight or at an angle of 0 to 15 degrees
- ▶ High reliability and precision as Installed large linear guides.
- ▶ 2 saw blades diam. 104 x 3.0 x 22 mm, T = 30
- ▶ This process ensures a precise edge finish for a perfect finished look..



## FINE TOP/BOTTOM TRIMMING

- ▶ Performs fine trimming of the top and bottom edges of the glued edge.
- ▶ Comes with 2 high end frequency motors with suction hood and front and vertical Guide Plate.
- ▶ Motors manually tiltable between 2 working positions : Flush and radius trimming.
- ▶ High Frequency spindle motor - 0.75 kw x 2, 200 hz, 12000 RPM



## FINE TOP/BOTTOM TRIMMING 2

- ▶ Performs fine trimming of the top and bottom edges of the glued edge.
- ▶ Comes with 2 high end frequency motors with suction hood and front and vertical Guide Plate.
- ▶ Motors manually tiltable between 2 working positions : Flush and radius trimming.
- ▶ High Frequency spindle motor - 0.75 kw x 2, 200 hz, 12000 RPM



## CORNER ROUNDING

- ▶ for front and rear edges for well corner trim.
- ▶ This unit works in different profile in processed post forming machine like half nose, full nose, and duck nose.
- ▶ High Frequency spindle motor - 0.37 kw x 2, 200 hz , 12000 RPM
- ▶ Workpiece length min - 150 mm, edge banding thickness upto 1mm to 3mm



## PVC SCRAPING

- ▶ PVC Scrapping does finishing work on edge-banding edges..
- ▶ Comes with standard profile of 2 mm.
- ▶ It provides better edge, consistency, precision and smoothness..
- ▶ Includes 2 R-profile blades with suction hood and front and vertical guide plate..

## Units Overview



### GLUE SCRAPING

- ▶ The glue scraper helps remove excess adhesive from the joint surface of the panel and edgeband.
- ▶ Flat blade knife with copying plate and air cleaning function
- ▶ This process ensures that there is no glue on the panel or outside the application area.



### GROOVING UNIT

- ▶ In built grooving function in machine gives easy working for make a groove on board
- ▶ One can use maximum 9 mm grooving cutter.
- ▶ This function is PLC controlled, so its very easy to operate.



### LIQUID SPRAYING

- ▶ Spraying anti adhesive liquid on panel before Pre milling unit give the perfect finishing
- ▶ Equipped with PLC controlled pneumatic flow.
- ▶ This process cleans the entire treated area to well functioned.



### BUFFING UNIT

- ▶ Edge banding machine buff wheels are used to polish and buff the edges of the top/bottom wood panels to create a smooth and glossy finish.
- ▶ which makes them sturdier and lasts a longer.
- ▶ Finishing the edge looks dimensional and attractive with this process.

## Inclusion

- Pre milling PCD trimming block
- Required tools for trimming and scrapping units
- 1 set of tool kit

## Exclusion

- Dust Collector , required capacity of 7.5 HP
- GI duct for dust collector ,



WOODWORKING MACHINERY  
MANUFACTURING

We would love to  
hear from you!

**CONTACT US**

**HEADQUARTER**

3/c. shiv estate, opp. radhika society,  
near baroda expressway, NH-8,  
Ahmedabad - 382 445

**CONTACT NUMBER**

+91-99255 19009

+91-96620 29892